



FREEPORT-McMoRAN

AMERICAS

Health, Safety, and Environmental Plan (HSEP) Template

This template may be used as a general guide for creating a HSEP. At a minimum, a HSEP should address any pertinent topics listed within this document.

Company Name:

Overview:

A project-specific Health, Safety, and Environmental Plan (HSEP) should describe the project and proposed work; all related hazards/risks and controls; what to do if things go wrong, and the expectations of all involved. It is a written plan for conducting the work in a safe and healthful manner to protect workers and the public. It is meant to be read and understood by the workers and followed. Therefore, it should be project-specific, practical, and concise. More information does not necessarily mean a better HSEP. The level of detail should be commensurate with the complexity of the work.

IMPORTANT: A HSEP should NOT include copies of Freeport-McMoRan H&S or Environmental Policies, the Freeport-McMoRan Contractor Health, Safety & Environmental Manual or the contractor’s written Health, Safety and Environmental Program or Program elements (e.g., Drug and Alcohol Program, Medical Surveillance Program, Hazard Communication Program, Respiratory Protection Program, Hearing Conservation Program, PPE Program, etc.). Instead, all Policies/Programs/Program elements that are relevant to the work should be referenced, where necessary, but NOT included in the HSEP. The goal is to be project-specific, practical, and concise.

Project Name / Location / Description

What is the name of the project this HSEP is required for?

Location of project (attach map, if applicable)

Project Description

Applicability/HSEP Location

Describe who the HSEP applies to and the location where it will be kept (must be on-site).

Contractor Project Personnel and Coordination (Key Personnel)

Title / Position	Name	Phone Number	Email
1			
2			
3			
4			
5			
6			

General Functions	Responsibilities and Lines of Authority
-------------------	---

1	
2	
3	
4	
5	
6	

Subcontractor (s) (all contractors must be pre-qualified by OWNER prior to working on site/project)

Check box if HSE Plan will apply to subcontractor	Date subcontractor pre-qualified	Subcontractor Company Name
<input type="checkbox"/>		
<input type="checkbox"/>		
<input type="checkbox"/>		
<input type="checkbox"/>		
<input type="checkbox"/>		
<input type="checkbox"/>		
<input type="checkbox"/>		
<input type="checkbox"/>		
<input type="checkbox"/>		
<input type="checkbox"/>		

Scope of Work

Describe the project tasks. Attach photos to end of HSEP if applicable.

Expectations
























Define the standards of conduct including the use of the "buddy system", stop work authority and compliance with Regulations, Drug and Alcohol Policy, and all FCX Policies, Programs and the Contractor Health, Safety and Environmental Manual, etc.

Management of Change






Define when the HSEP requires revision and who approves. HSEP must include a requirement that it be updated, as necessary, to reflect any changes in the work, site characterization or site conditions. It must also include a statement that any changes will be reviewed and accepted by Owner prior to implementing changes.

Risk Management

Describe the hazards and risks associated with each operation or process conducted and how they will be managed. Include ALL relevant health and safety hazards and environmental and property loss risks (e.g., confined spaces, working at heights, hazardous energy, silica, dust, constituents of potential concern, chemical hazards, biological hazards, radiological hazards, potential environmental impacts to surface water, groundwater, vegetation and wildlife, air emissions, waste that will be generated, etc.) Describe the controls used to mitigate any unacceptable risks using the hierarchy of controls (e.g., guarding, water sprays, utility locate, lift plans, confined space permits, secondary containment, surface water protection and runoff controls, spill response kits, inspections, etc.). **Attach Risk Assessment as Needed.**

Fatal Risk Management					
Identify all FRM's associated with the scope of work.					
 Vehicle Collision or Rollover <input type="checkbox"/>	 Falling Objects <input type="checkbox"/>	 Vehicle Impact on Person <input type="checkbox"/>	 Fall from Heights <input type="checkbox"/>	 Entanglement and Crushing <input type="checkbox"/>	 Uncontrolled Release of Energy <input type="checkbox"/>
 Lifting Operations <input type="checkbox"/>	 Fire <input type="checkbox"/>	 Exposure to Electrical Hazards <input type="checkbox"/>	 Exposure to Hazardous Substances - Chronic <input type="checkbox"/>	 Exposure to Hazardous Substances - Acute <input type="checkbox"/>	 Confined Space <input type="checkbox"/>
 Blasting <input type="checkbox"/>	 Drowning <input type="checkbox"/>	 Ground Failure <input type="checkbox"/>	 Rail Collision <input type="checkbox"/>	 Rail Impact on Person <input type="checkbox"/>	 Underground Rock Fall <input type="checkbox"/>
 Underground Hazardous Atmosphere <input type="checkbox"/>	 Underground Inrush <input type="checkbox"/>	 Personnel Hoisting <input type="checkbox"/>	 Contact with Molten Material <input type="checkbox"/>	 Interaction with Aircraft <input type="checkbox"/>	

Identify all Environmental Significant Risks (ESR) associated with the scope of work.

 Improper Material/Waste Management <input type="checkbox"/>	 Catastrophic or Chronic Release to Groundwater <input type="checkbox"/>	 Catastrophic Release to Surface Waters <input type="checkbox"/>	 Air Releases <input type="checkbox"/>	 Wildlife Mortalities <input type="checkbox"/>
---	---	---	---	---

Air Quality

Describe the activities (e.g., earth moving, etc.) that may lead to fugitive dust emissions and the controls to minimize the generation of these dust emissions. Provide a summary of mobile equipment to be used and identify all engines and generators (e.g., size and type) and other emissions sources (e.g., drills and pumps) mobilized to the site. Describe any activities related to abrasive blasting or spray painting and the controls to be used to minimize the emissions from these activities. Describe any activities related to demolition, renovation, or other activities that may result in a disturbance of asbestos-containing materials and the controls to be used to prevent exposure these activities. Describe any activities involve any use or handling of ozone depleting substances and the controls to be used to prevent the release of these substances.

Water Quality (Surface and Groundwater)

Identify all bulk chemicals (>55 gallons) that will be stored and list: the storage location; the contents (the SDS name and common name); the type size, and quantity of the storage containers; and a description of secondary containment, discharge prevention measures, and the location of spill kits if not covered in the Spill Containment Section below. Also describe any plans to modify any existing bulk containers. Describe potential stormwater impacts and the controls to mitigate these impacts. Also describe any plans to modify any existing surface water dams, channels, or stormwater controls.

Waste Management

Identify all potential wastes (i.e., general, hazardous waste, universal waste, electronic waste, contaminated soil/water, asbestos-containing material, used oil, etc.) that may be generated during the life of the project and a summary of related waste management practices that will be implemented. Describe practices to minimize the waste generated and environmental impacts from waste storage, disposal, recycled materials transfer, and any material stored for reuse. Describe activities related to the relocation or change to any oil-filled electronic equipment and practices to manage the equipment.

Spill Containment Program

Describe secondary containment that will be provided for all hazardous chemicals, petroleum related products, and process solutions and describe how refueling of equipment will occur. Where major spills may occur, the HSEP will reference the contractor's written Spill Containment Program to contain and isolate the entire volume of any potential hazardous material or petroleum product spill. This includes information on spill control and cleanup materials that will be made available.

Land Disturbance (Including Reclamation Area)

Describe any activities to disturb any previously undisturbed/native ground or previously reclaimed areas and provide a description of any regrading, rehabilitation, or reclamation plans.

Biodiversity

Describe any potential impacts to natural habitat (e.g., disturb bird nests, felling trees occurring during nesting season, etc.) and best management practices to be used to mitigate these impacts.

Water Usage

Describe the water sources that will be used for the project.

Sanitation

Describe toilet and washing facilities, project personal hygiene practices and workers access to potable water (in case of remote access work, this may require "Wilderness techniques").

Training

Describe the training requirements and process for the various job tasks (initial and refresher). For example, do equipment operators have hands on training and assessment? HSEP must state that employees working on the site must be trained to the level required by the work, their job function and responsibilities, and those that are not, cannot participate in or supervise field activities. Training must include regular Emergency Plan rehearsal. Specify the location of training documents and certificates.

Personal Protective Equipment

Describe the PPE to be worn by personnel during various project operations. HSEP must reference the contractor's PPE Program that addresses selection, use limitations (including temperature extremes), maintenance, storage, decontamination, disposal, fitting, donning, and doffing and inspection.

Communications

Define what information is communicated, with whom, when and how, including job site communication methods (e.g., radios, phones, horns, etc.), safe production communication (i.e., kick off meeting), daily tailgates (i.e., line-out meetings) or pre-job meetings (which are required before initiating any site activity), monthly safety/environmental meetings and communication with contractors and sub-contractors.

Medical Surveillance

Describe any project medical surveillance requirements. If medical surveillance is required (e.g., for work under regulatory program, respirator use, etc.), the HSEP must reference the contractor's written Medical Surveillance Program.

Personal and Environmental Monitoring

Describe the program for periodic air monitoring, personnel monitoring, and environmental sampling, if needed per project scope, including the techniques and instruments to be used, the frequency and types of monitoring, action levels, methods of maintenance and calibration of monitoring equipment and documentation.

Project Access and Control

Identify the exclusion, decontamination, and support zones, if applicable, and describe project security measures to keep unauthorized persons from the project/work.

Standard Operating Procedures (SOPs)

Reference all applicable Freeport-McMoRan SOPs and any applicable contractor SOPs that have previously been submitted for review (e.g. LOTOTO, utility locate, confined space entry, environmental, etc.). Include any contractor SOPs that have not been previously submitted for review. Include any SOPs for those activities that can be standardized and where a checklist can be used.

Decontamination Procedures

Describe any possible types of contamination and decontamination procedures for people and equipment, if needed. If decontamination procedures are necessary, the HSEP must include requirements that all employees leaving a contaminated area must be appropriately decontaminated; all contaminated clothing and equipment leaving a contaminated area must be appropriately disposed of or decontaminated; decontamination must be performed in geographical areas that will minimize the exposure of uncontaminated employees and equipment to contaminated employees and equipment; all equipment and solvents used for decontamination must be decontaminated or disposed of properly, and that protective clothing and equipment must be decontaminated, cleaned, laundered, maintained or replaced as need to maintain their effectiveness.

Incident Notification, Reporting, and Investigation

Describe the required methods and procedures for notification, reporting and investigation of incidents.

Emergency Plan

Describe the contingency plan for safe and effective response to handle anticipated emergencies. Include pre-emergency planning (**including locations and directions, with map, to the nearest medical services**), personnel roles (including contact info), lines of authority and communication, project security and control, evacuation routes and procedures, emergency decontamination, which are not covered in the decontamination section of the HSEP (if necessary), emergency medical treatment and first aid, emergency alerting and response procedures, critique of response and follow-up and emergency PPE and equipment. Plan should also include project topography, layout, and prevailing weather conditions (if necessary); procedures for reporting incidents to local, state, and federal governmental agencies; provisions for regular Plan rehearsals, and provisions for periodic Plan review and revision, if necessary. Plan should also include an employee alarm system to notify employees of an emergency; to stop work activities, if necessary, to lower background noise in order to speed communications and begin emergency procedures. **Attach as needed.**

Emergency Phone Number for site/project XXX-XXX-XXXX or initiate Mayday Procedure over the Radio

Contractor Acknowledgement – Key Personnel

Note: All contractor and subcontractor employees must acknowledge (sign off) that they have read and understand the HS&E Plan. A separate acknowledgement form may be used.

Date	Print Name	Signature

OWNER Acknowledgement

Owner acknowledges they have reviewed and accepted this HSE Plan

Date	Owner Project Manager / CCS – Print Name	Signature
Date	Owner Environmental – Print Name	Signature
Date	Owner Health & Safety – Print Name	Signature