




ENVIRONMENTAL MONTHLY GREEN SHARE

Morenci “Aqueous & Solvent Cleaning” Share

Test your Knowledge about Pressure Washers, Steam Cleaners, & Wash Racks:

Question	Answer
I just need to wash the dirt off of my truck. Can I just rinse off my truck behind my shop? 	It depends – do you have a permitted wash rack behind your shop? If not, then unfortunately you are <u>not</u> permitted to do so.
How do I find out where the permitted wash racks are located on the property?	BMP 207 lists all permitted wash racks at Morenci.
Can I use the cleaner that I keep in my vehicle for removing stubborn dirt and grime? 	Once again, it depends – Is the product approved for use at Morenci at a wash rack? If not, then you are <u>not</u> permitted to do so.
 How do I remove oil and grease from a piece of equipment too large for the wash rack?	All contaminants (oil, grease, process residues, etc.) must be captured using either plastic sheeting or oil-absorbent mats/pads.
What if I need to wash the dirt off of a piece of equipment so that I can work on it?	As long as it is not a vehicle, you are allowed to wash off the mud and dirt at your shop.



****Remember:** Because of new Used Rags regulatory rules, Morenci has discontinued the Laundered Rag program. If container(s) marked “Laundered Rags” are currently in your area contact Environmental Services to make arrangements to have it replaced with a “Hazardous Waste – Solvent Contaminated Rags” container (see photo).

PLEASE DO NOT DISPOSE OF RAGS IN THE TRASH

Some Things to Remember Concerning Parts Washers (see BMPs 333 & 334):

- Both hazardous and non-hazardous parts washers are located on the property. Each type has specific handling requirements so **be sure to learn** which types you are working with.
- All parts washers are serviced by trained service personnel. If you need your parts washer cleaned or repaired, contact Environmental Services.
- Unless the parts washer is in use, the lid must be kept closed.
- Reduce the quantity of solvent being used by wiping off parts with a rag or wire brush before soaking in a parts washer.
- Only use products that have been approved for use in Morenci’s parts washers. **NEVER** use aerosol products in or around the parts washers.
- Used rags must be completely wrung out before they are placed into a used rag container. Rags coming in contact with hazardous solvent must be collected as hazardous waste and managed accordingly (see BMP 316).

