

## Safford Operations

### HAZARD RECOGNITION



The following rules and guidelines apply during your visit at Safford operations. For your personal safety and the safety of others, observe these rules and guidelines at all times.

#### CONFIDENTIALITY AGREEMENT

While on Safford property, use of photographic or video equipment or similar technology is prohibited without the express prior written consent of Freeport-McMoRan. In consideration for the granting of permission to enter the Safford property, I hereby agree all knowledge and information acquired or otherwise obtained by me relating to the site's operations may not be used by me for any purpose or divulged to any person other than authorized representatives of Miami operations without the express prior written consent of Freeport-McMoRan.

#### RELEASE AND INDEMNITY

On behalf of myself, my parent and subsidiary corporations, in consideration for the granting of permission to enter upon the property owned by Freeport-McMoRan Safford operations, I release and agree to hold harmless and indemnify Freeport-McMoRan, its affiliates, officers, employees, and agents, from and against all claims and all injuries, losses, and damages to any person or property arising out of entry onto the company's operations from the date of this release.

#### HAZARD RECOGNITION AND AVOIDANCE

- Freeport-McMoRan prohibits the transport or use of alcoholic beverages, drugs and narcotics on company property.
- All personal vehicles must use employee/ visitor parking.
- The use of seatbelts by the operator and passengers while vehicles are in motion is mandatory.
- Left-hand traffic is utilized within designated areas. Maximum speed is 35 MPH on mine roads, unless otherwise posted and will be strictly enforced.
- Traffic regulatory signs and rules shall be observed at all times.
- All vehicles are subject to periodic, unannounced inspections at any location on the site.
- Vehicles (1) ton or larger must follow the 1 ton vehicle road to access Site 2.
- The use of cell phones while driving is prohibited.

- ATV/UTV operators must utilize the PPE specified in the operator's manual.
- All company vehicles and equipment will be chocked on the passenger rear tire.
- Chocks must be the correct size for the weight of the vehicle.
- Motorcycle operators must wear DOT approved head gear.
- Be alert for slip, trip, and fall hazards.
- In some cases, observe for overhead cranes in operation. Cranes in motion will have audible and visual alarms. Never walk under a suspended load.
- Stay clear of working mobile equipment, as the operator may not see you.
- Observe all "NO SMOKING" areas. Smoke only in designated smoking areas.
- Contractors will meet with department leadership before work begins to review expectations.
- Do not feed the wildlife.
- Firearms are authorized to be transported onto and stored on company property ONLY under the following circumstances:
  - The firearm must be locked in your locked, privately owned motor vehicle or in a locked compartment on your privately owned motorcycle AND
  - The firearm must not be visible from outside the motor vehicle or motorcycle.

#### BASIC PERSONAL PROTECTIVE EQUIPMENT – PPE

- Hard hat
- Safety glasses with side shields
- Hearing protection
- Safety toe boots
- Long pants that extend over the top of boots

*Additional PPE or training may be required within different departments. Please contact the area supervisor for additional information.*

#### MINE OPERATIONS

- Individuals who are authorized to drive in the mine will have an annual Pit Driving sticker which shall be placed on the left side of the individual's hard hat.
- Observe all radio channel changes while traveling between pits or divisions. (ex. San Juan to Lone Star)

#### CRUSH & CONVEY

- Check in/ out with L4 on the Leaching Radio Channel to access stacking/ Leach Pad.
- No entry into tunnel under coarse ore stock pile when the green light is off.
- **Agglomeration**
- Check in/out with L4 on the Leaching Radio Channel and call 223 to check if gas levels are all clear.
- Individuals can only access the Red Zone during down days and after LOTOTO has been performed.

#### HYDROMET

- All visitors must check in with the SX or Acid Plant Control Room
- **Leaching**
- Check in/ out with L4 on the Leaching Radio Channel
- Escort vehicles will have a yellow flag to indicate they are pulling HDPE pipe.
- **Acid Handling**
- Observe the Hot/ Warm zones
- The concrete pad of the Acid Unloading Docks require strong acid PPE 24/7.

**EMERGENCY**  
**PUSH THE**  
**ORANGE MAYDAY / P4 BUTTON**  
**OR CALL**  
**928-792-5800**

## FATAL RISKS PRESENT AT SAFFORD

These symbols indicate a Fatal Risk may be present in the area. Please consult with local leadership before proceeding to ensure all Critical Controls are in place to prevent any serious incidents from occurring.



Blasting



Confined Spaces



Drowning



Entanglement and  
Crushing



Exposure to Electrical  
Hazards



Fall from Heights



Falling Objects



Fire



Ground Failure



Hazardous Substance –  
Acute Exposure



Hazardous Substance –  
Chronic Exposure



Lifting Operations



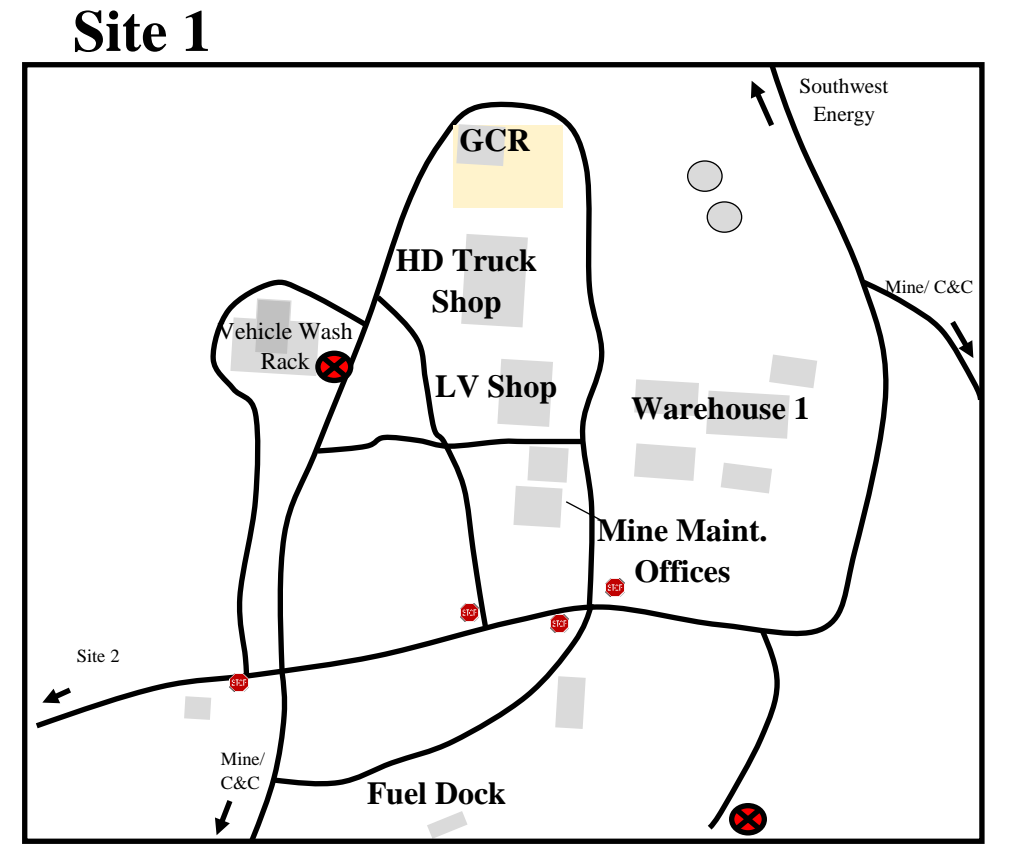
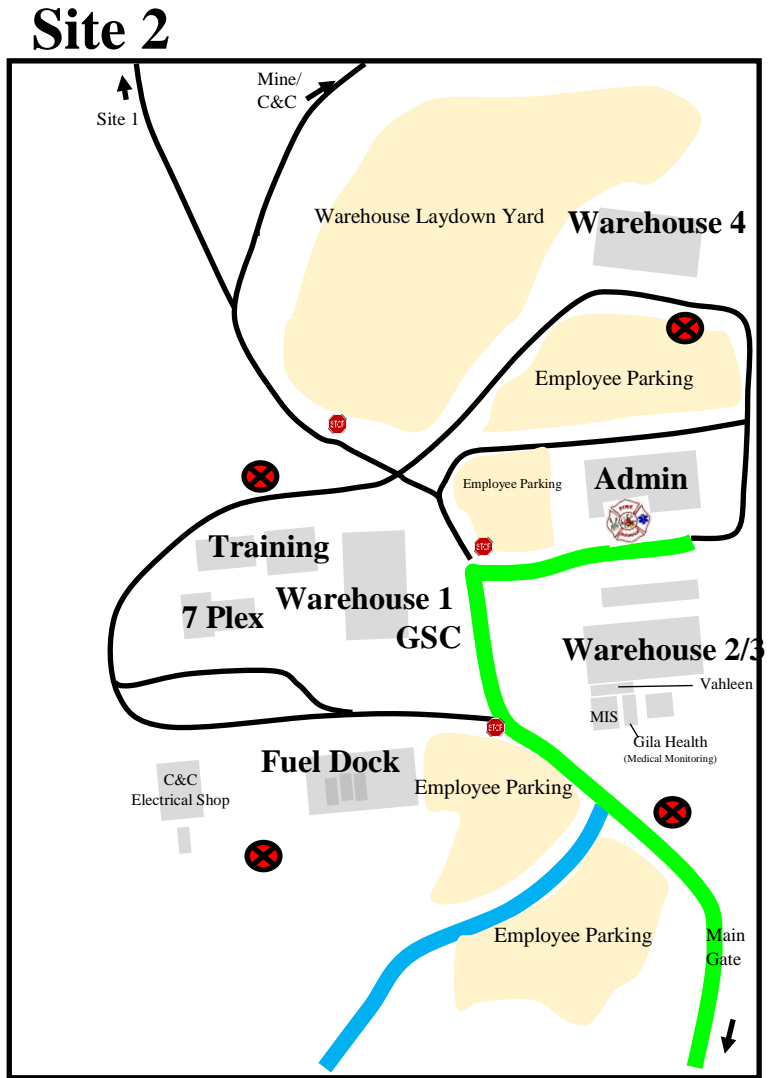
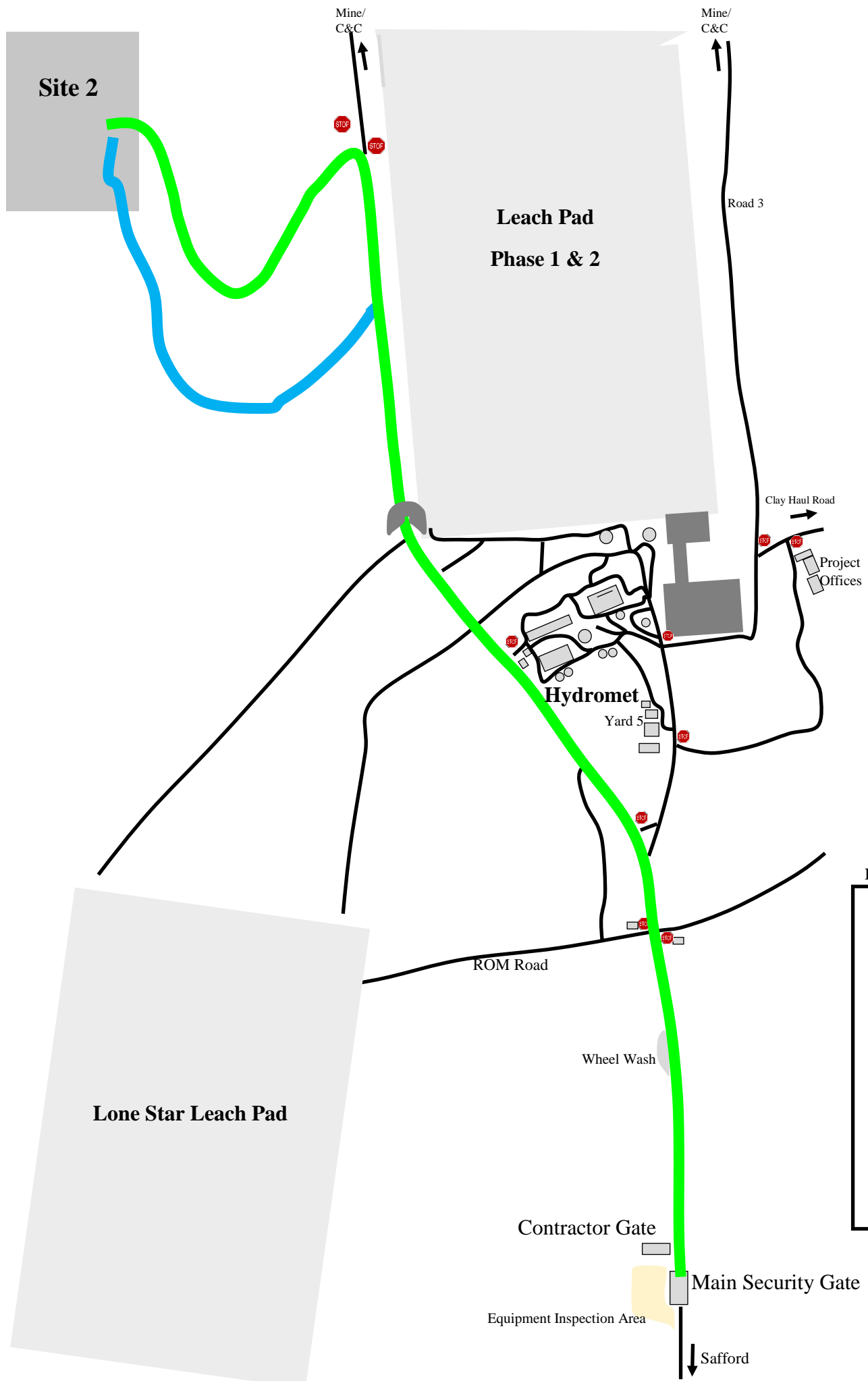
Uncontrolled Release  
of Energy



Vehicle Impact on  
Person



Vehicle Collision or  
Rollover



#### Legend

- █ Main Gate to Administration Building
- █ >1 Ton Road
- Rescue**
- Evacuation Points**
- Stop Signs**
- █ **Acid Unloading/ Loading Dock**
- Sulfur Unloading Dock**
- Wind Socks**

